

National Skills Competition Test project April 2008

Final Test Project – Block Laying and Plastering

Building Construction

Block Laying and Plastering – Final Test Project



National Skills Competition Test project April 2008

Final Test Project – Block Laying and Plastering

WorldSkills Jamaica Competition April 24 to 25, 2008

General Instructions

1. Each competitor will be required to carry out the test project as specified and will be available on the website three months before the competition. www.worldskillsjamaica.org
2. Each competitor will be required to carry out the test project as specified on the schedule to be handed out two days before the competition.
3. The time will be specified according to the test project.
4. 20% change will be made to the test project on the day of the competition where a new test project will be issued to the competitor.
5. All materials, ingredients, large equipment and specialized hand tools will be provided.
- 6. Please note that all competitors should provide their own small tools and utensils.**
7. Competitors are expected to identify all equipment/ materials/ingredients needed and submit list to the competitions committee no later than March 7, 2008.
8. Debriefings will also be conducted for all competitors on April 22, 2008.
9. All competitors will get an opportunity to arrange work areas the day before the competition. Where applicable competitors for the second day will arrange their work areas on the evening of day one. Competitors who fall in the second shift will get an opportunity to do their preparation at offsite locations (to be decided) where necessary.
- 10. Competitors and coaches are expected to find their way to the competition village on April 22, 2008 and to depart back home on April 26, 2008**

National Skills Competition Test project April 2008

Final Test Project – Block Laying and Plastering

- 11. Transportation will be provided at designated times for all competitors and coaches to and from the competition venue.**
- 12. All coaches will play the role of experts (judges) for the competition**
- 13. Accommodation and meals will be provided for all competitors**
- 14. Accommodation will be provided for coaches only.**
- 15. All other persons that support the competitors will need to make their own accommodation arrangements.**
- 16. Lunch and light refreshment only will be provided for coaches, (experts), workshop supervisors, national trade managers and volunteers.**

17. All competitors should be present for the opening ceremony along with their coaches.
18. Rehearsal for the opening ceremony will be held on the evening of April 22, 2008 in the Indoor Sports Centre.
19. Competitors are not allowed out of the competition village unless permission is granted by the dorm master.
20. All competitors are required to register at the competition village to qualify for entry into the competition.
21. Special permission must be granted if competitors need to reside off campus.

National Skills Competition Test project April 2008

Final Test Project – Block Laying and Plastering

BLOCK LAYING AND PLASTERING

BLOCK LAYING

INSTRUCTION

Time allotted for the completion of the project is four (6) hours

- **Erect templates for the two sides of block wall.**
- **Construct block wall using 150mm concrete blocks and 200mm concrete blocks at the ends as shown on drawing**
- **Flush joint the ends of the block wall.**

Plastering

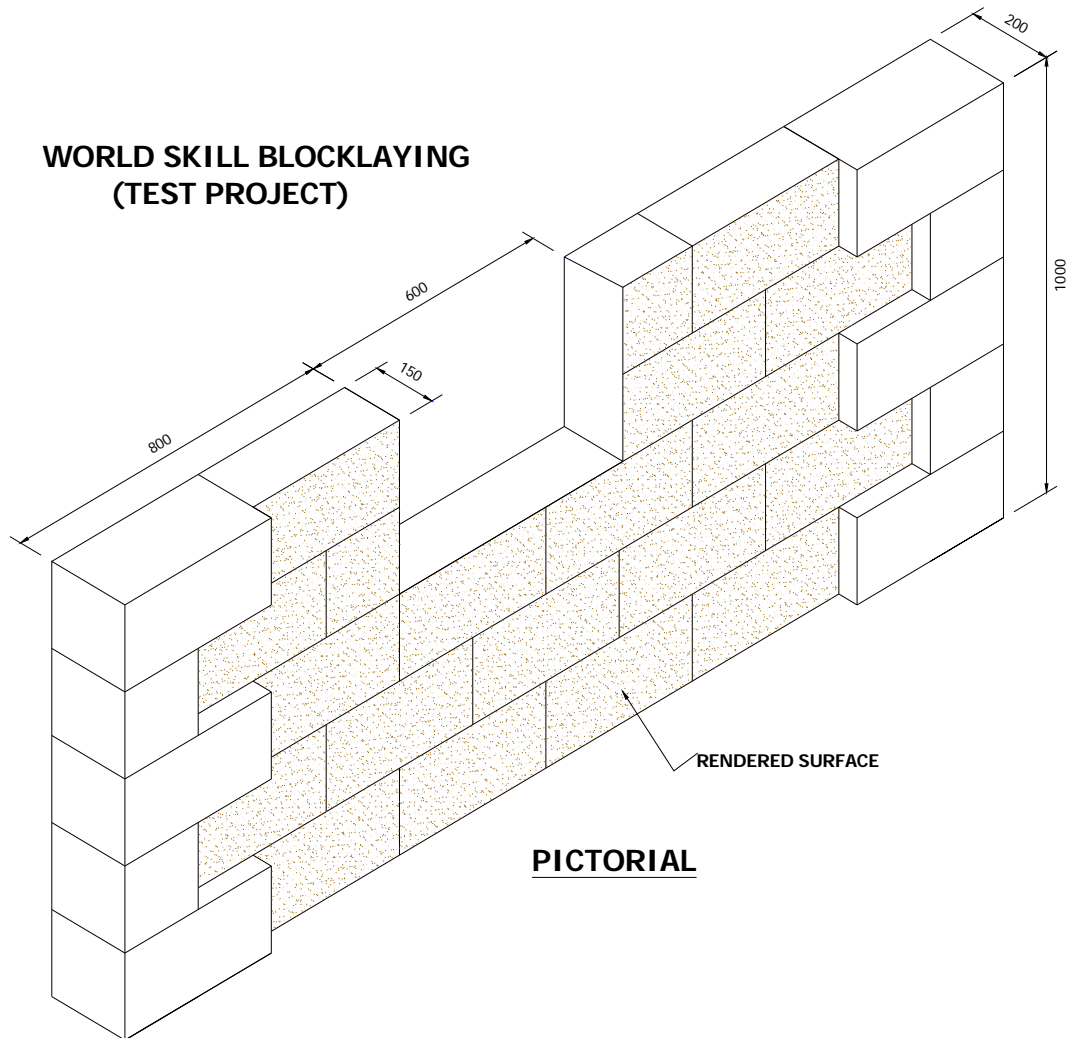
- **Apply 6mm thick rendering to front of block wall as shown on the drawing.**

National Skills Competition Test project April 2008

Final Test Project – Block Laying and Plastering

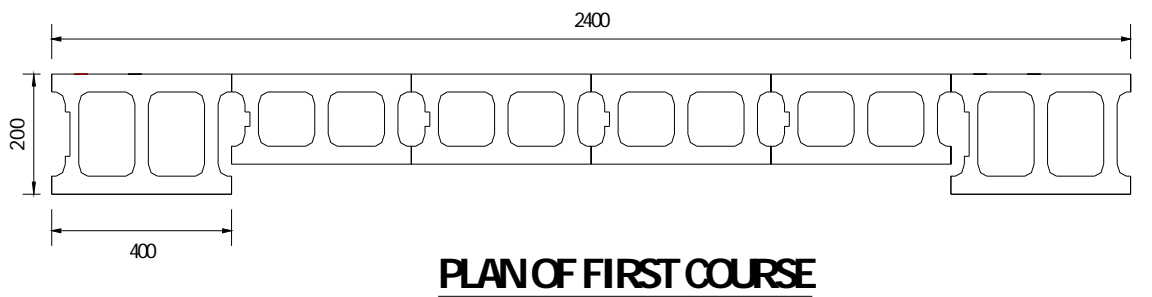
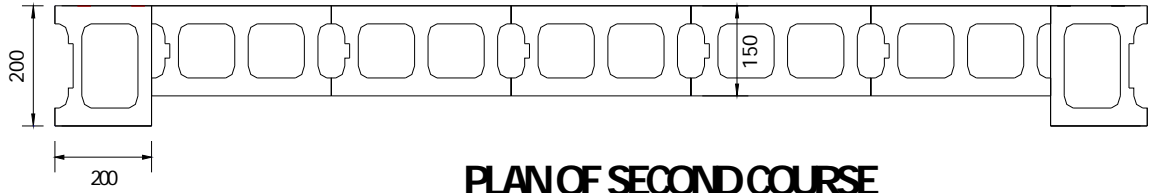
National Skills Competition Test project April 2008

Final Test Project – Block Laying and Plastering



National Skills Competition Test project April 2008

Final Test Project – Block Laying and Plastering



National Skills Competition Test project April 2008

Final Test Project – Block Laying and Plastering

Materials (per person)

- 45 6” concrete block
- 10 8” Concrete block
- ¼ All purpose sand ½ cubic yds.
- 2 bags hydrated lime
- 1 bag Portland cement

- 2 lbs 2” head nail
- 1 piece 2”x4”x12”
- Lath 1”x3”x12”

Tools

- 1 Brick Trowel
- 1 Spirit level
- 1 Chipping Hammer
- 1 Masonary Square
- 1 Claw Hammer
- 1 Cross cut saw
- 1 Steel float
- 1 wooden float
- 1 stock brush
- 1 measuring tape
- 1 hand hawk
- 1 cotton line
- Concrete bucket
- 1 shovel
- 2 steel clamp
- 1 1/4 “ sieve
- 1 1/16 sieve
- 2 pieces straight edge

Equipment

- 2 Portable Template
- 1 masonry saw

National Skills Competition Test project April 2008

Final Test Project – Block Laying and Plastering

Marking Criteria

OBJECTIVE MARKING

FORM 5

World SKILLS JAMAICA 2008

Skill Area Block Laying

Competitor # _____

Criterion #	Aspect of Criterion Description	Mark allotted for objective marking	Total Mark received for objective Marking	Total Mark received for Subjective Marking	Overall Mark Awarded
1	Interpretation of Instruction	15			
2	Interpretation of Drawing	10			
3	Setting out of first course	10			
4	Use correct dimension	10			
5	Correct size of joints	10			
6	Straightness of wall.	10			
7	Accuracy of Corners	5			
8	Application of mortar and Thickness of finish coat	10			
9	Mixing of Mortor	5			
10	Texture of finish coat	5			
11	Time Management	10			

Total Mark awarded _____

Type of Medal _____

SIGNATURES

National Skills Competition Test project April 2008

Final Test Project – Block Laying and Plastering

Judge 1	Judge 2	Judge 3	Judge 4

Chief Judge
<i>Date</i>

CIS scoring

All competitors will be scored using the Computer Information System (CIS) – (400 to 600 possible points)

500 – Medallion of excellence

Top three scores will receive gold, then silver, then bronze

SUBJECTIVE MARKING

FORM 5A

WORLD SKILLS JAMAICA 2008

Skill Area Block Laying

Competitor # _____

Criterion #	Aspect of Criterion - Description	Judge score (Out of 10)					Mark Awarded
		1	2	3	4	5	
1	Preparation						
2	Selection of Tools						

National Skills Competition Test project April 2008

Final Test Project – Block Laying and Plastering

3	Use of Tools							
4	Job Knowledge							
5	Material Usage							
6	House Keeping							
7	Safety							
8	Presentation							
9	Creativity							
10	Originality							

Formula for Subjective Marking total score:

Exclude the highest and the lowest score and find the average of the remaining three.

Total Mark awarded _____

SIGNATURES

Judge 1

Judge 2

Judge 3

Judge 4

CHIEF JUDGE
<i>Date</i>

Score for subjective marking should be entered on form 5 for total score.