



National Skill Competition worldskills
INTERNATIONAL VOCATIONAL TRAINING ORGANIZATION



Agriculture

Test Project



Skill Area: LANDSCAPING

National Skills Competition Date: March 30 and 31, 2005

Skills Jamaica Competition March 30-31, 2005

General Instructions

- (1) Each competitor will be required to carry out the test project as specified on the schedule to be handed out two days before the competition.
- (2) The time will be specified according to the test project.
- (3) Minor adjustments may be made to the test project on the day of the competition where a new test project will be issued to the competitor.
- (4) Competitors are expected to identify all equipment/ materials/ingredients needed and submit list to the competitions committee no later than January 28, 2004.**
- (5) Please note that all competitors should provide their own small tools and utensils.**
- (6) Competitors will be given a schedule two days before the competition. Debriefings will also be conducted for all competitors on March 28, 2004.
- (7) All competitors will get an opportunity to arrange work areas the day before the competition. Where applicable competitors for the second day will arrange their work areas on the evening of day one. Competitors who fall in the second shift will get an opportunity to do their preparation at offsite locations (to be decided) where necessary.
- (8) All competitors should be present for the opening ceremony along with their instructors/coaches.
- (9) Rehearsal for the opening ceremony will be held on the evening of March 28, 2005 in the Indoor Sports Centre.

Section 1

INTRODUCTION

TRADE NAME: Landscape Gardening

INTRODUCTION

This project is designed to test, over a period of 12 hours, within two (2) days, the range of skills that a landscaper uses to design and construct a garden.

There are four (4) tasks in the competition and each task will test different skill areas.

1. SODDING

This task involves a range of skills involving

- (a) measuring
- (b) cutting
- (c) laying grass (sod)

2. TILING

This task requires the competitor to cut and lay tiles.

3. PLANTING OF FLOWERS

This task involves the arrangement and sorting of flowers and shrubs in a uniform manner.

4. INSTALLATION OF PUMP AND ACCESSORIES

This task requires the competitor to install a fountain and its accessories.

Section 2

CANDIDATE'S INSTRUCTIONS

Competition Details

TRADE NAME: Landscape Gardening

RULES

All groups will be allocated a number and workstation by the expert/judge

EQUIPMENT

Adequate materials and equipment will be available to each group. Please check all equipment and material to ensure that they are correct.

PERSONAL SAFETY RULES

During the competition, all candidates **MUST** follow the safety rules listed below;

SHOES:

- **Fully enclosed shoes or work boots must be worn at all times.**

CLOTHING:

- Legs must be covered at all time, by overalls or long work trousers.
- Upper body must be covered at all times.

GLOVES

- Must be worn when lifting stones or pushing wheelbarrow.

Any candidate, who in the opinion of the experts, is not wearing the correct safety attire or is engaging in any unsafe practice, will be stopped and NOT allowed to continue the issue is resolved. The candidate will also lose marks.

PROCEDURE FOR LANDSCAPING PROJECT SKILLS JAMAICA 2005

1. Measure perimeter of area (7m X 7m).
2. Measure the interior area and peg accordingly.
3. Create mound with topsoil provided to the specific dimension.
4. Install fountain and fountain accessories.
5. Prepare area for tiling.
6. Mix concrete and lay bricks ensuring that this is done on a level plane. Obelisk must be installed at this point.
7. Condition soil in specialized planting area and then establish plants.
- 8 Lay sod
9. Install stepping stones / paving slabs across water fountain.
10. Fill pond with water. Install pump. Turn on electricity

Section 3

Materials

TRADE NAME: Landscape Gardening

MATERIAL LISTING FOR LANDSCAPING

Occupational area: Agriculture

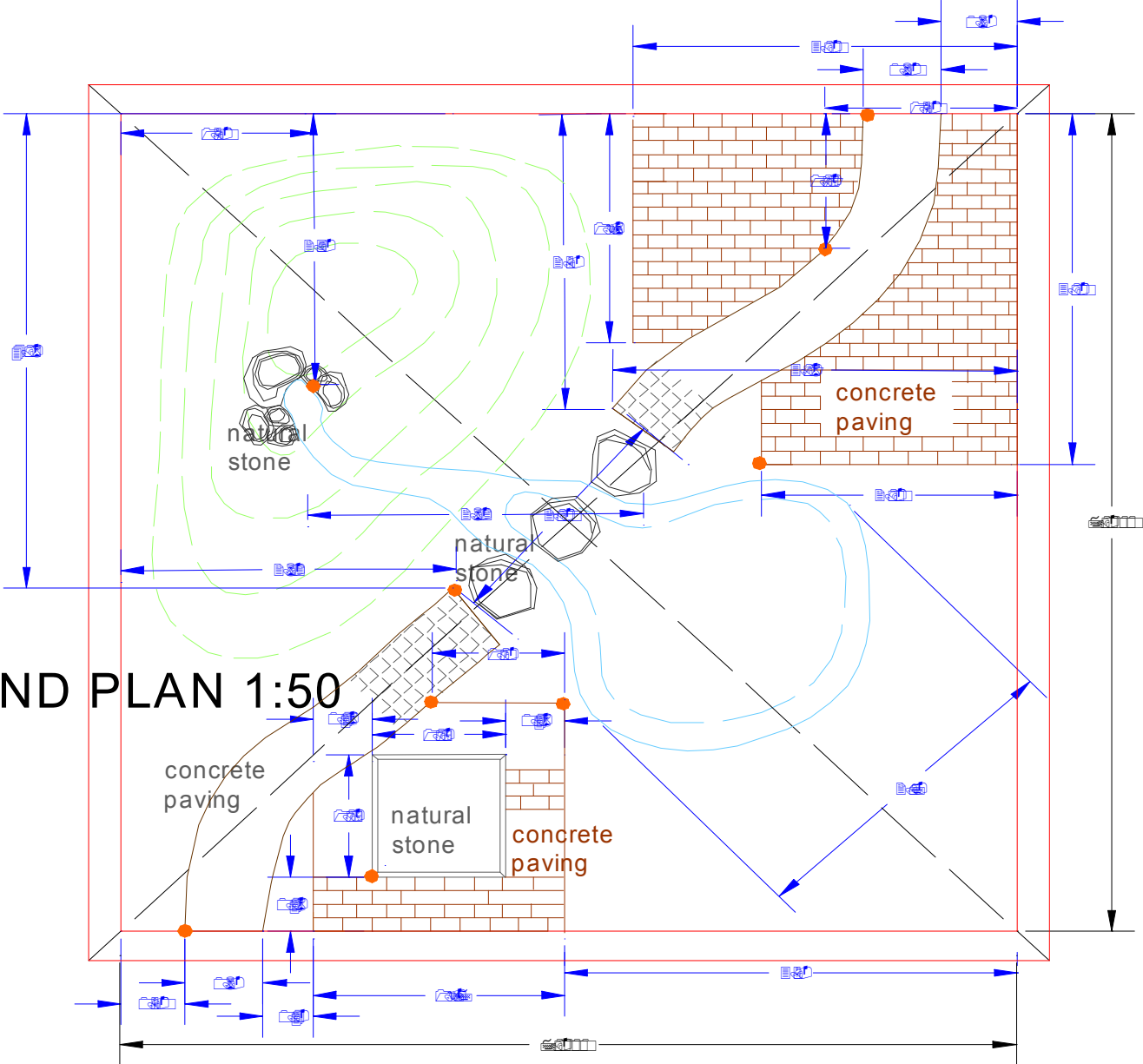
Skill Area: Landscaping


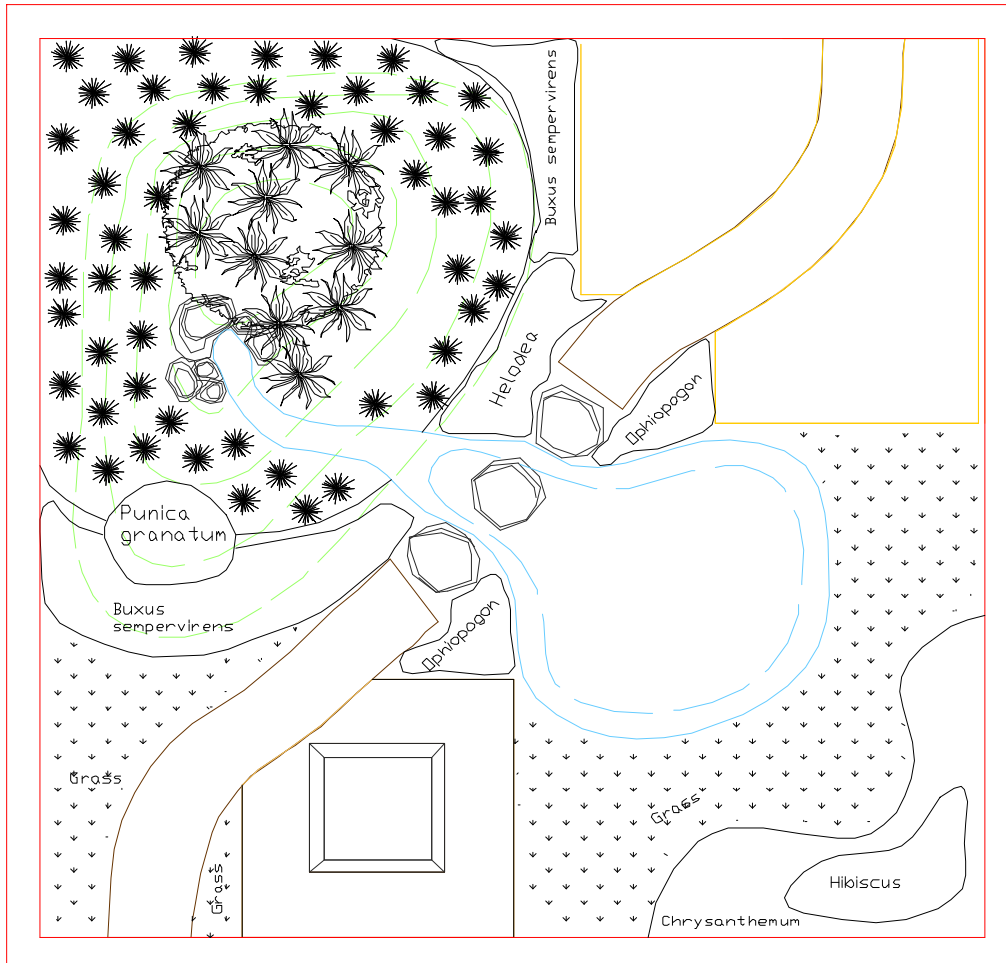
<u>Material</u>	Quantity
Mixed Grass Sod	35 pieces
Variegated Ficus – standard plant	2
Stone Slab	3
Obelisk (1.3 m) – natural stone	1
Flexible liner	1
Pond underliner	1
Rigid Liner	1
Top soil	7 yards
Gravel	2 yards
Cement	2 bags
Nylon Cord	1 roll
Bricks	250
Heathers	60
Hibiscus – yellow (hybrida)	5
Alternanthera	40

Spider Plant	55
Large Christmas Palm	2
Lantana – yellow	40
Lace Plant	40
Plumbago	45
Peg (stick)	70
Sand (washed sand)	4 yards
Water fountain & accessories with lights hose etc.	1
Pro mix	2 bags

Please note items are listed as per group.

I. GROUND PLAN 1:50





Lagerstoemia indica



Adiantum ssp.



Chrysanthemum ssp.

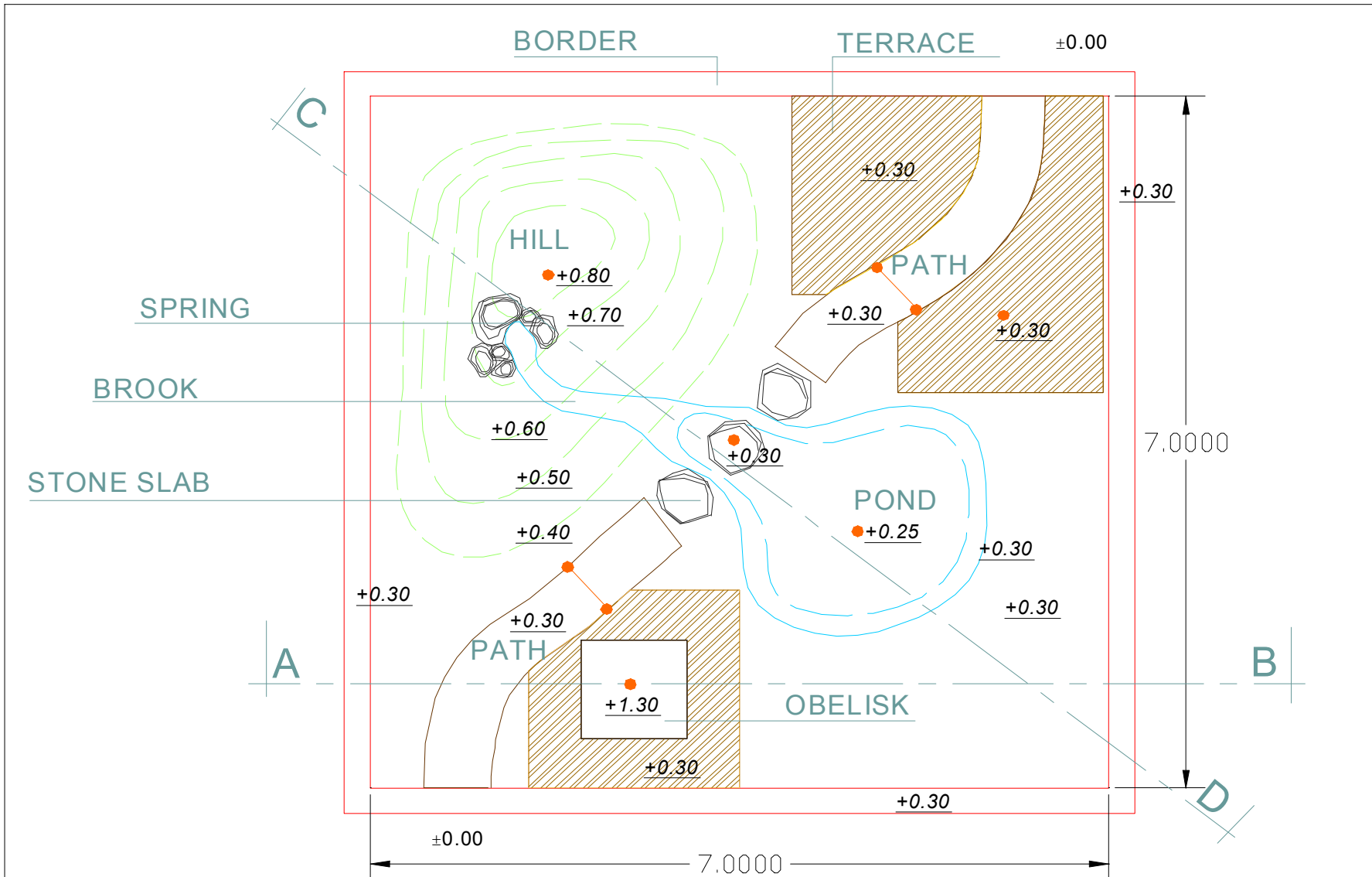


Grass

Number of plants for each team

- 1 LAGERSTROEMIA INDICA
- 60 CHRYSANTHEMUM
- 10 ADIANTUM
- 10 HELODEA
- 100 OPHIOPOGON JAPONICUS
- 5 PUNICA GRANATUM
- 5 HYBISCUS
- 44 BUXUS SEMPERVIRENS

PLANTING-PLAN 1:50



II. GROUND PLAN 1:50

